

## Aeration Tank & Evapotranspiration Mound --- Factsheet

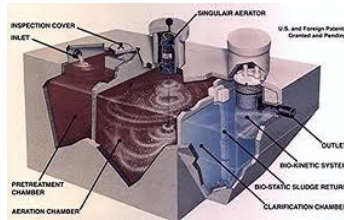
- **Aeration Tank:** An aeration tank is a major component of a HSTS system. Unlike a septic tank the aeration tank depends on an electric motor. The main principal behind the operation of this type of tank is air injected into the sewage; the air is utilized by aerobic bacteria. Aerobic bacteria work to break down the wastewater and convert it to odorless liquids and gases. Aerobic bacteria are more efficient in breaking down the wastewater than anaerobic bacteria found in a septic tank.

### Common Types of Aerators found in the County:

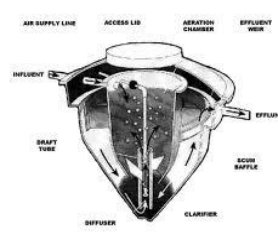
**Jet**



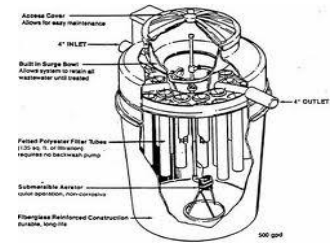
**Norweco**



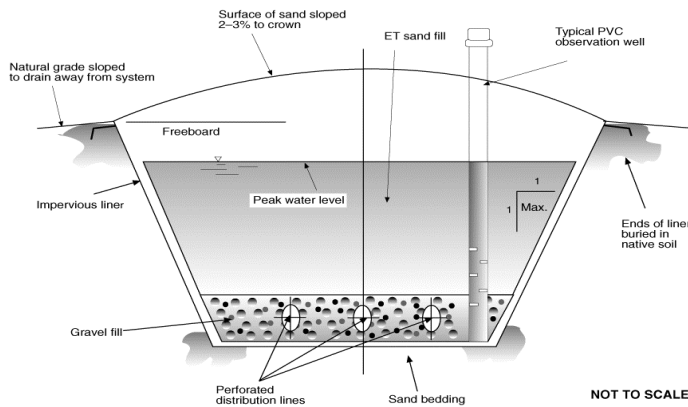
**Nyadic**



**Multi-Flo**



- **Evapotranspiration Mound (ETA):** The pretreated wastewater exits the aeration tank and enters a lift station. The wastewater is then pressure distributed or pumped into the ETA mound. The mound is constructed above grade due to a limiting condition below the surface. A limiting layer can be bedrock, a dense soil, or seasonally high ground-water. An ETA system disposes of wastewater into the atmosphere through evaporation, transpiration by plants (usually evergreen trees), and through percolation into the soil. An ETA system is constructed by placing on the surface a layer of gravel over and around your distribution pipes then covering with a mound of sand. Finally vegetation is planted on top of the mound.



- **The Licking County Health Department recommends the following activities to keep your septic system working correctly:**

- Have your aeration tank pumped every 3 years
- Do not place any buildings or other structures on top of your system
- Keep downspout and sump pump drains away from your system
- Repair any faucet or toilet leaks to avoid adding extra water to your system