



Influenza Report

Week 45

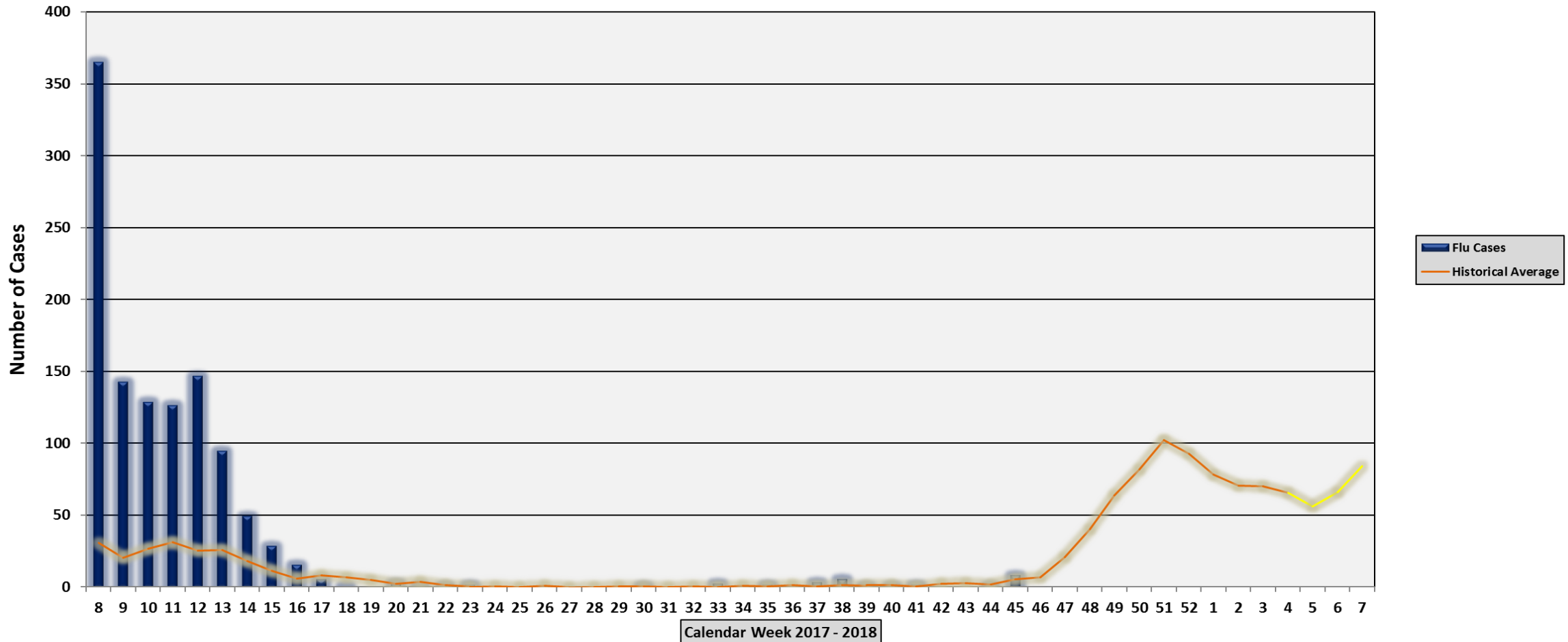
November 5 - 11, 2017

Influenza Reporting Information System
(IRIS)



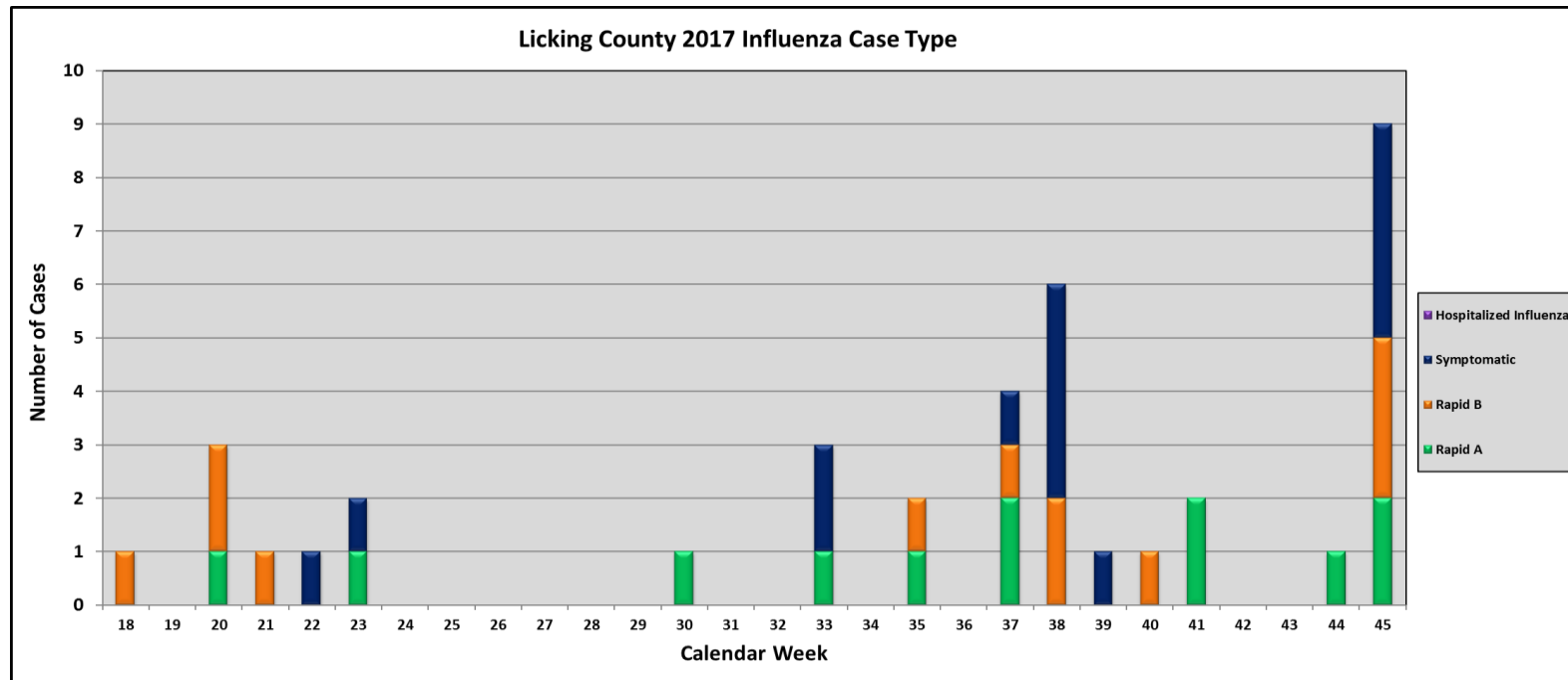
Influenza Reporting Information System (IRIS)

Licking County Influenza 2017 - 2018



Influenza Reporting Information System (IRIS)

Influenza Case Type					
Type	Week				
	41	42	43	44	45
Rapid A	2 (100%)	0	0	1 (100%)	2 (22.2%)
Rapid B	0	0	0	0	3 (33.3%)
Symptomatic	0	0	0	0	4 (44.4%)
Hospitalized	0	0	0	0	0
TOTAL	2	0	0	1	9



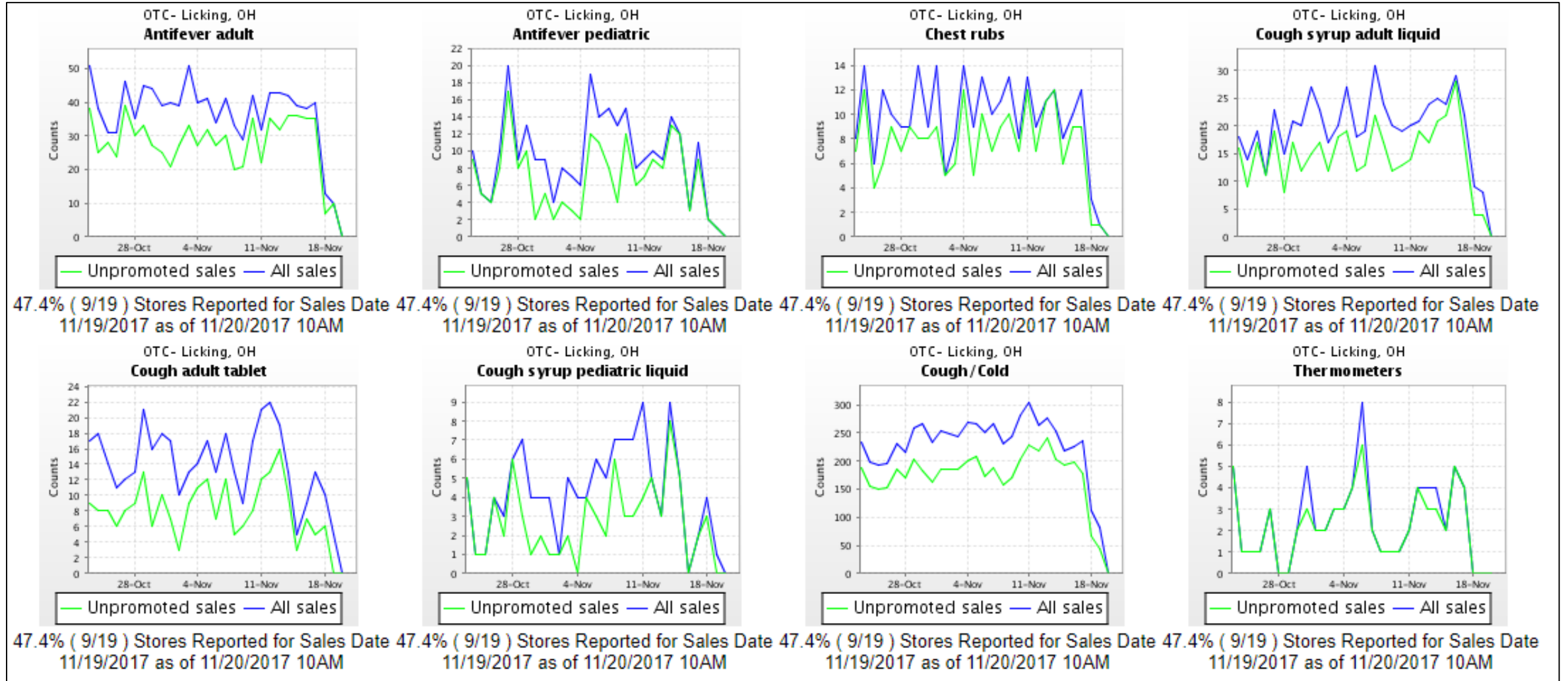
Influenza Reporting Information System (IRIS)



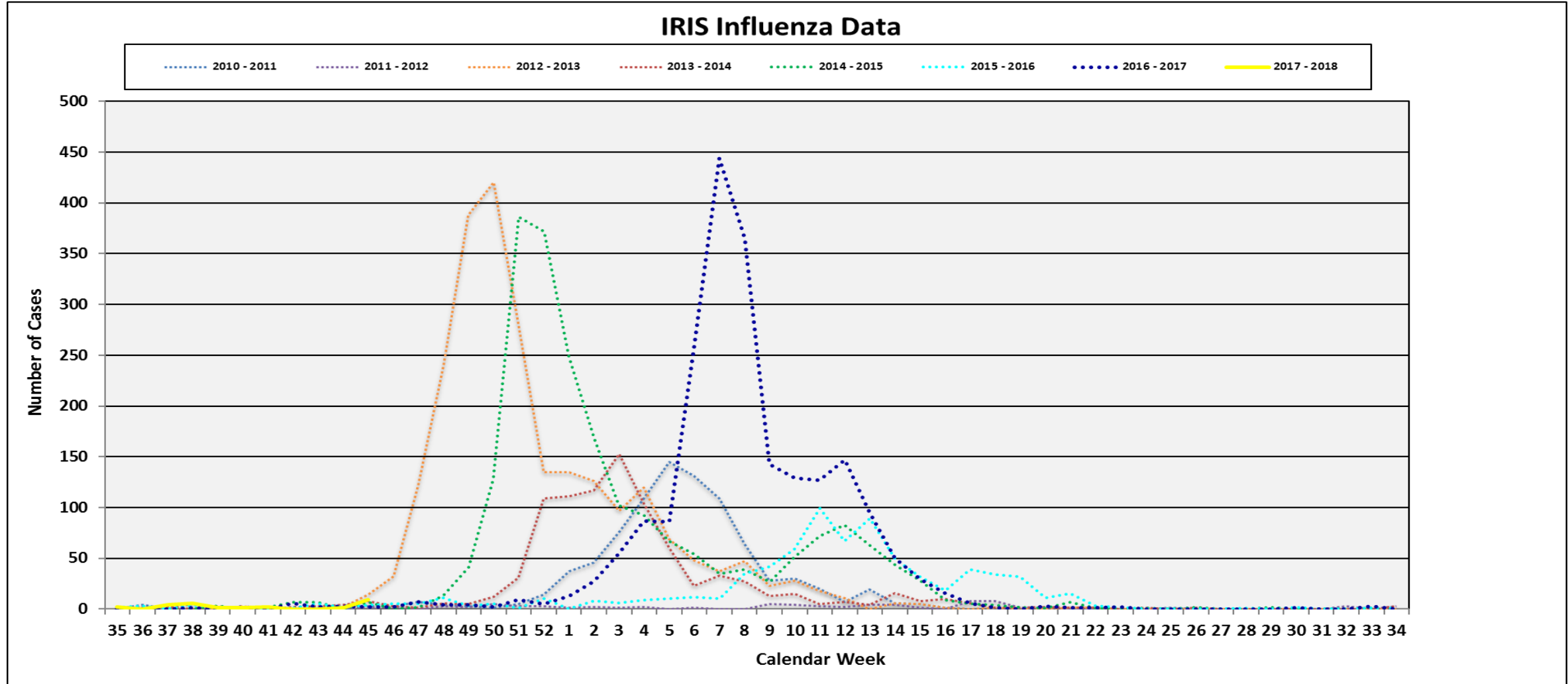
Influenza 2017 Season					
Week	Type				TOTAL
	Rapid A	Rapid B	Symptomatic	Hospitalized	
18	0	1	0	0	1
19	0	0	0	0	0
20	1	2	0	0	3
21	0	1	0	0	1
22	0	0	1	0	1
23	1	0	1	0	2
24	0	0	0	0	0
25	0	0	0	0	0
26	0	0	0	0	0
27	0	0	0	0	0
28	0	0	0	0	0
29	0	0	0	0	0
30	1	0	0	0	1
31	0	0	0	0	0
32	0	0	0	0	0
33	1	0	2	0	3
34	0	0	0	0	0
35	1	1	0	0	2
36	0	0	0	0	0
37	2	1	1	0	4
38	0	2	4	0	6
39	0	0	1	0	1
40	0	1	0	0	1
41	2	0	0	0	2
42	0	0	0	0	0
43	0	0	0	0	0
44	1	0	0	0	1
45	2	3	4	0	9
TOTAL	12	12	14	0	38

Healthy people living in healthy communities

Influenza Reporting Information System (IRIS)



Influenza Reporting Information System (IRIS)



Influenza Reporting Information System (IRIS)



Summary Week 45 (Influenza Season 2017)

Reporting for Week 45 was at 71.4 percent with six providers not submitting influenza statistics. A total of nine cases were reported for the week with most being diagnosed by symptoms alone.

For more information about flu vaccine, contact the Licking County Health Department at 740-349-6535.